

FY19 FATALITIES

as of 16 May 2019

Aviation

8

Ground On-Duty

4

Car

9

Motorcycle

5

Other

8

TOTAL

34

Numbers in fatality categories are subject to change based on final disposition of investigation.

www.safety.marines.mil

Vol. 19 - Ed. 6



COMBATTING THE BLUE THREAT

COMMANDANT'S SAFETY ACTION CAMPAIGN

Inside This Edition...

- ▶ **FY19 Mishaps**
pages 2-4
- ▶ **Heat Injuries and Illness**
page 5
- ▶ **Swimming Safety**
page 6
- ▶ **Water Sport Safety**
page 7
- ▶ **Summer Road Trip, Firework, & Selfie Safety**
page 8
- ▶ **Hiking/Camping and Insect/Biological Safety**
page 9
- ▶ **Going Off Road**
page 10
- ▶ **Marine & Family Programs Update**
page 11
- ▶ **TMOD**
page 12

101 Days of Summer

From the Director...

Marines and Sailors,

As we approach Memorial Day, take a moment to honor and reflect on the fidelity and sacrifice of those who have died in service to our nation. This year, I encourage all Marines to show respect to those who have come before you by pledging to keep yourselves, each other, and your families safe this summer.

In this edition of the Blue Threat we're taking a deep dive into off-duty activities, focusing on common hazards occurring in each. You work hard to protect our nation, and you deserve to take liberty and recharge. First, take a moment to consider the risks involved with your summer activities, especially when alcohol is also involved. So far in FY19, we've suffered eight off-duty/recreational fatalities, of which five involved alcohol. If you are going to drink, do it responsibly.

***Protect what you've earned, Marines.
Have a plan, and always look out for one another.***



Photo by Cpl. Dallas Johnson

HOW ARE WE DOING?

			FATALITIES		
			12 Months prior to CSAC (5/11/17-5/11/18)	12 Months into CSAC (5/11/18-5/2/19)	% Reduction
	IMPROVED	Aviation	25	8	68%
	IMPROVED	Ground On-Duty	5	4	20%
	IMPROVED	Motorcycle (PMV-2)	18	8	56%
	NOT IMPROVED	Car (PMV-4)	16	16	0%
	NOT IMPROVED	Other	9	12	-33%

DID YOU KNOW?

Previous Blue Threat editions can be found at: www.safety.marines.mil. You can also contact us with questions or suggested topics by emailing BlueThreat@usmc.mil.

FY19 FATALITIES

as of 16 May 2019

Aviation
8

Ground On-Duty
4

Car
9

Motorcycle
5

Other
8

TOTAL
34



Numbers in fatality categories are subject to change based on final disposition of investigation.

FY19 CLASS A MISHAPS

AVIATION

6 CLASS A AVIATION MISHAPS resulted in the **death of eight Marines**.


- 5 December 2018: Class A, Philippine Sea; **F/A-18D and KC-130J** collided while performing fixed wing aerial refueling mission. F/A-18 aircrew ejected with one fatality. Crew of five in the KC-130 were all fatalities.
- 9 December 2018: Class A, MCAS New River, NC; **CH-53E** landing gear inadvertently retracted during ground taxi.
- 28 February 2019: Class A, MCAS Miramar; **Two F/A-18Cs** collided in mid-air while conducting CAS. Both aircraft landed safely with no injuries.
- 31 March 2019: Class A, MCAS Yuma, AZ; **AH-1Z** crashed during a nighttime training mission resulting in two pilot fatalities.
- 3 May 2019: Class A, Mountain Home AFB, ID; **FA-18D** aircrew received a fire indication during a post-maintenance check flight and returned to base for an arrested landing. Post-landing fire caused significant damage to the aircraft.
- 6 May 2019: MCAS Iwakuni, Japan; **F-35** ingested a bird during takeoff causing engine damage and pilot successfully aborted the takeoff.



GROUND ON-DUTY

5 CLASS A GROUND MISHAPS resulted in the **death of four Marines** and the permanent, total **disability of one Marine**.

- 6 November 2018: Class A, Coolidge, AZ; E-4 suffered a permanent total disability during a training course.
- 1 January 2019: Class A, Washington, DC; E-3 died after gunshot during guard company duty changeover.
- 15 April 2019: Class A, Camp Pendleton, CA; E-6 died from injuries during MRZR roll-over
- 7 May 2019: Class A, Camp Lejeune, NC; E-5 participating in a unit run collapsed and became unresponsive. After being taken to a hospital, he suffered cardiac and pulmonary decline and was later declared deceased.
- 9 May 2019: Class A, MCB Camp Pendleton, CA; O-2 was a passenger in an LAV that rolled over during training and sustained fatal injuries.



FY19 FATALITIES

as of 16 May 2019

Aviation

8

Ground On-Duty

4

Car

9

Motorcycle

5

Other

8

TOTAL

34

Numbers in fatality categories are subject to change based on final disposition of investigation.

FY19 CLASS A MISHAPS

OFF-DUTY

9 CLASS A CAR MISHAPS resulted in the **death of nine Marines.**

- 12 October 2018: PMV-4, Snyder, TX; E-1 drifted onto the shoulder of a highway, over-corrected, and collided head-on with a tractor-trailer.
- 22 December 2018: PMV-4, Newaygo, MI; E-3 was involved in an off-duty vehicle accident and declared deceased on the scene.
- 2 January 2019: PMV-4, Beckley, WV; E-7 died when a garbage truck collided with his vehicle.
- 14 January 2019: PMV-4, El Paso, TX; E-1 died in a head-on collision.
- 16 January 2019: PMV-4, Jeffersonville, IN; E-3 died when a dislodged tire from another vehicle struck her windshield, killing her immediately.
- 20 February 2019: PMV-4, Holly Ridge, NC; E-3 died while operating an automobile in a multi-vehicle mishap
- 18 April 2019: PMV-4, Riverside, CA; E-3 was declared deceased after his vehicle was struck from behind, pushed into oncoming traffic, and struck by another vehicle.
- 20 April 2019: PMV-4, Camp Pendleton, CA; E-3 was a passenger in a vehicle that rolled, sustaining head injuries that led to his death.
- 29 April 2019 – PMV-4, Nashua, NH; While on liberty, an E-8 was involved in a single vehicle accident and hospitalized. He was removed from life support on 29 April.

5 CLASS A MOTORCYCLE MISHAPS resulted in the **death of five Marines.**

- 19 October 2018: PMV-2, Richland, NC; E-3 died in a motorcycle mishap on his way to work.
- 16 November 2018: PMV-2, Temecula, CA; E-5 motorcyclist died when he collided with another vehicle.
- 18 November 2018: PMV-2, Julian, CA; E-4 died on 22 Nov from injuries sustained in a single-vehicle motorcycle mishap.
- 28 December 2018: PMV-2, Garland, TX; E-6 motorcyclist died in a multi-vehicle mishap.
- 27 April 2019: PMV-2, Menifee, CA; While on liberty, E-6 lost control of his motorcycle and was struck by on-coming traffic and declared deceased on the scene.



FY19 FATALITIES

as of 16 May 2019

Aviation

8

Ground On-Duty

4

Car

9

Motorcycle

5

Other

8

TOTAL

34


Numbers in fatality categories are subject to change based on final disposition of investigation.

FY19 CLASS A MISHAPS

OFF-DUTY (CONT'D)

8 CLASS A OTHER MISHAPS resulted in the **death of eight Marines, five of which were or may have been alcohol-related incidents.**

- 20 October 2018: Recreational, Havelock, NC; E-3 died when his weapon accidentally discharged while he was cleaning it.
- 18 November 2018: Pedestrian, Philadelphia, PA; E-8 died when he was hit by a vehicle while crossing the street.
- 1 January 2019: Recreational, Wyoming, MI; E-3 could not be revived after passing out on couch.
- 5 March 2019: Recreational, Onamia, MN; E-5 died in a snow mobile mishap involving another vehicle.
- 7 March 2019: Recreational, Independence, CA; A 1st Lt was winter hiking in the High Sierra mountains between 23 Feb and 5 Mar. After missing his 5 Mar extraction date, a search was conducted covering his planned route and all possible "bail out" routes. Despite a well-prepared, coordinated and equipped plan, search and rescue experts speculate that SNO was most likely overcome by winter storms in the early stages of his movement. Category changed from DUSTWUN to deceased on 3 April 2019.
- 10 March 2019: Pedestrian, Huntington Beach, CA; E-3 was struck by a vehicle while crossing the road.
- 31 March 2019: Recreational, Murrieta, CA; E-7 (GySgt) was staying at a friend's house where he was heard to be snoring heavily and choking in his sleep. His friend checked on him and discovered that he was unresponsive. Medics were called to the scene and CPR was attempted for 30 minutes before the SNM was declared deceased.
- 4 May 2019: Recreational, Emerald Isle, NC; E-3 died while swimming, after getting caught in a rip current.



FY19 FATALITIES

as of 16 May 2019

Aviation
8

Ground On-Duty
4

Car
9

Motorcycle
5

Other
8

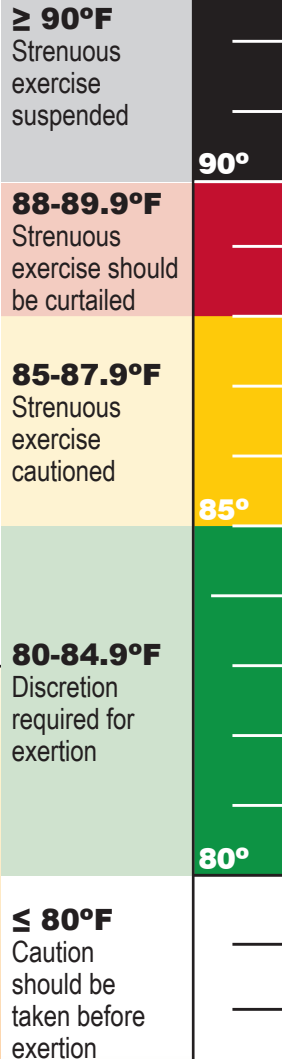
TOTAL
34

Numbers in fatality categories are subject to change based on final disposition of investigation.

HEAT INJURIES AND ILLNESS





HEAT-RELATED INCIDENT RISK FACTORS

-  High humidity
-  Dehydration
-  Protective gear, including non-breathable or minimally breathable clothing, respirators, and chemical-resistant apparel
-  Certain health conditions and medications
-  Physically demanding work
-  Recent alcohol use (within the previous 24 hours)



Wet Bulb Global Temperature Heat Stress Category

TYPES OF HEAT ILLNESS

-  **Heat rash/“prickly heat”** – Cluster of small red pimples or blisters; typically on chest, neck, groin, under breasts, and in elbow creases.
-  **Heat cramps** – Pain, spasms, or muscle cramps in abdomen, arms, or legs.
-  **Heat exhaustion** – Headache, nausea, dizziness, weakness, irritability, thirst, heavy sweating, elevated body temperature, and decreased urine output.
-  **Heat stroke** (Fatal if treatment is delayed)
 - Confusion, altered mental status, slurred speech, loss of consciousness
 - Hot, dry skin or excessive sweating
 - Seizures
 - Very high body temperature

SOLAR SAFETY

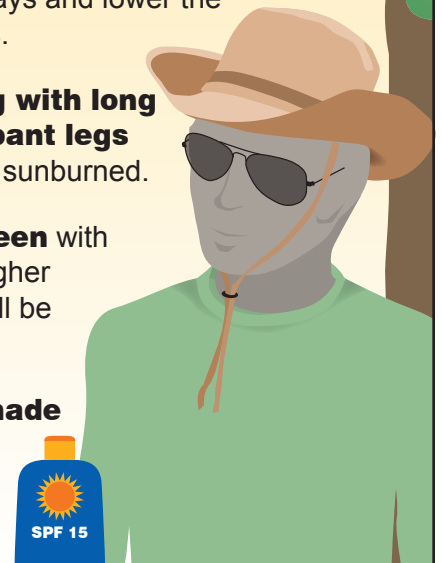
Wear a wide-brimmed hat to protect your face, neck and ears.

Wear sunglasses to protect your eyes from UV rays and lower the risk of cataracts.

Wear clothing with long sleeves and pant legs to avoid getting sunburned.

Apply sunscreen with SPF of 15 or higher any time you will be outside.

Stay in the shade when you can.



STAY HYDRATED!

Begin drinking fluids at least an hour before your activity to avoid heat illness.

Don't rely on thirst to tell you when you are dehydrated—thirst lags behind dehydration by several hours.

Drink 1 cup (8 ounces) of water every 15–20 minutes while working in the heat.

Eat regular meals to replace electrolytes.

Sports drinks can also replace electrolytes, but are not usually necessary unless heavy sweating continues for more than 2 hours.



DID YOU KNOW?

The color of your urine is an indicator of how hydrated you are.

Severely Dehydrated

Becoming Dehydrated

Ideal

Over-Hydrated

FY19 FATALITIES

as of 16 May 2019

Aviation
8

Ground On-Duty
4

Car
9

Motorcycle
5

Other
8

TOTAL
34

Numbers in fatality categories are subject to change based on final disposition of investigation.

SWIMMING SAFETY

Swimming skills vary from person to person. Marines and their families must know if they are fit to participate in recreational water activities and what precautionary measures they should take to stay safe in the water.

TIDES

High tide is when the water level reaches its highest point and can be treacherous when rising. Tides can create a variety of dangerous conditions such as rough waves or strong currents. Always check the tides before you go out and stay alert to changing conditions.

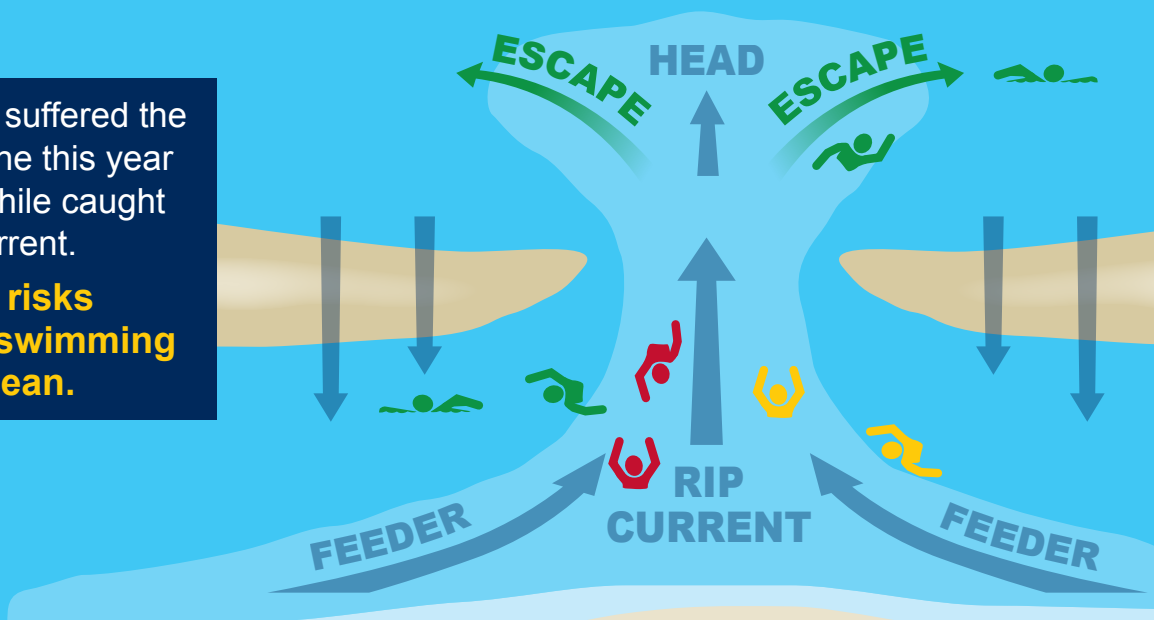
RIP CURRENTS

Rip currents are strong, narrow currents flowing outward from the beach through the surf zone, presenting a hazard to swimmers. Rip currents can pull you away from the shore and knowing how to respond can save your life. Never swim straight against the riptide. Instead, swim at an angle with the flow of the water. This will get you out of the current and allow you to return to shore.



We have already suffered the loss of one Marine this year who drowned while caught in a rip current.

Know the risks involved with swimming in the ocean.



MITIGATING SWIMMING RISKS:



- Never allow young children to swim without adult supervision.
- Never swim when you are tired, under the influence of alcohol, drugs, or medication.
- Know and be aware of your swimming limitations and capabilities.
- Locate and familiarize yourself with warning signs.
- Stay out of the water during thunderstorms and severe weather.
- Wear proper safety equipment, such as personal flotation devices, while in open water.
- Always swim with a partner.

DIVING

Shallow-water diving can lead to devastating injuries! When diving, make sure the water is deep.

- Never dive head first unless you have 10 to 12 feet of clear visibility.
- Always jump feet first if the water is less than 10 feet deep or the depth is unknown.
- Never jump or dive when there is poor visibility.
- Never dive into an above ground pool.
- Remember that water levels in lakes, rivers, and beaches can change over time.



WATER SPORT SAFETY

Operating a watercraft requires concentration and awareness and you should take a boating and watercraft safety course before you do, even if your state doesn't require it.

Drinking & Boating

NEVER drink alcohol while operating any type of watercraft. Just like driving a car, alcohol impedes your abilities and places you and everyone around you in danger.



Don't overload – check the boat's manufacturer's capacity plate.

Ensure crew and passengers wear an approved personal flotation device – a device must be available for every person, regardless of age.

Know and respect the weather – heed weather warnings.

Operate at safe and legal speeds – watch your wake and stay in your boat lane.

Keep a good lookout for other boats and objects – paying special attention to possible swimmers in the water.

Make sure to have working lights, fire extinguishers, and distress signals on board.

Know your boat – what it can and can't do.



SEA CONDITIONS

Anyone who is going out in the water should first check the sea conditions. Sea conditions can vary greatly among swimming areas, even on the same beach. Some signals to remember are:

Sea Condition All Clear (SC-AC) is when conditions are ideal for water-related activities, but usual hazards may still exist.







Sea Condition Caution (SC-C) is when hazardous conditions may exist—use caution when entering the water.

Sea Condition Danger (SC-D) is when life-threatening conditions exist, only enter the water under certain circumstances if necessary; otherwise, stay out of water.

OTHER WATER SPORTS

Besides boating, a variety of other watersports can be enjoyed during the warmer months. **From surfing, to snorkeling, to scuba diving, and paddle boarding** – knowing how to keep yourself safe should be your number one priority!

Before entering the water, make sure to...

-  Verify the safety and condition of all equipment
-  Monitor water conditions
-  Always operate within your limits and capabilities
-  Make sure to have the proper flotation devices, harnesses, and equipment leashes
-  Always plan your entry and exit – identify a safe place and way to enter and exit the water
-  Always remember to take breaks, wear sunscreen, and stay hydrated

FY19 FATALITIES

as of 16 May 2019

Aviation
8

Ground On-Duty
4

Car
9

Motorcycle
5

Other
8

TOTAL
34

Numbers in fatality categories are subject to change based on final disposition of investigation.

ALERT

Are you a licensed motorcycle owner, but consider yourself an inactive rider? Before you decide to get back in the saddle this summer, inform your command, take a refresher course, and get actively involved in your units' motorcycle mentorship club. Slowly reintroducing yourself to riding will reduce the risk of being involved in a mishap!

SUMMER ROAD TRIP SAFETY



- ▶ Before taking a road trip or before the temperatures are too high, have your vehicle serviced.
- ▶ Perform a pre-trip inspection of your vehicle.
- ▶ Make sure you know where the spare tire and tools are.



- ▶ Plan the route
- ▶ Let others know when you leave and when you intend to return.
- ▶ Charge your phone or GPS
- ▶ Make sure you have food and water in the vehicle.



SELFIE SAFETY

Summer is the ideal time to get out and take some pictures of the great outdoors. Although the idea is a harmless one, taking selfies can sometimes lead to unsafe situations. When wanting to get the perfect angle or lighting, a person may reach too far off the edge of a cliff or unknowingly walk in the middle of the street. Though a seemingly harmless activity, it is always important to remember to snap your selfie safely.



FIREWORK SAFETY

- ✿ Never allow children to play with or ignite fireworks
- ✿ Read and follow all warnings and instructions
- ✿ Be sure people are out of range before lighting fireworks
- ✿ Only light fireworks on a smooth, flat surface away from the house, dry leaves, and flammable material
- ✿ Never try to relight fireworks that have not fully functioned
- ✿ In case of a malfunction or fire, keep a bucket of water/garden hose and/or fire extinguisher ready

10,500
People are injured by fireworks annually



- ✿ Never set off fireworks when there is an area wide fire watch or warning

- ✿ Don't throw fireworks at each other


HIKING AND CAMPING SAFETY

CAMPING



Make sure to set the tent on safe and level ground. Make sure to avoid hills and consider sun and wind exposure.

Store all food items in sealed coolers and inside locked vehicles.



Always build campfires in designated fire pits and never add flammable liquids to camp fires. Put out fires or barbecues with water, not just sand.


HIKING

Make sure you let someone know where you will be and when you plan to return.



Check the weather before you go, stay on designated trails, and bring along water, a first-aid kit, a flashlight and medications.

Bring along your friends or even your pets to keep you company and safe.



When you return home, check for ticks, skin rashes or sunburn, dehydration, cuts or abrasions.

INSECT AND BIOLOGICAL SAFETY

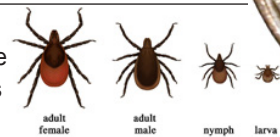
Camping, hiking, and spending time outdoors are some of the many ways you may encounter insects and wildlife this summer. Here are some tips for your outdoor adventures.

- 1 Be aware during dusk and dawn.** Wildlife is more active at these hours of the day than other times.
- 2 Keep your area or backyard clean and odor-free.** The smell of your food and trash can attract animals.
- 3 Never approach or feed wildlife.** Stay an appropriate distance between you and the animal.
- 4 Wear appropriate, light colored, clothing or use insect repellent to keep you safe from stings or bite.** Light-colored clothing allows you to easily see and remove ticks and other bugs.
- 5 Know the signs of having a potentially dangerous allergic reaction to a bite or sting.** Hives, swelling (of the face, eyes, tongue and lips), throat tightness, difficulty breathing, vomiting or feeling faint/lightheaded are signs of a dangerous reaction and you should contact your doctor immediately or call 911.

Disease Transmission

Blacklegged Tick

Lyme disease, Powassan disease and Anaplasmosis



Lone Star Tick

Heartland Virus, Ehrlichiosis and Tularemia



Dog Tick

Tularemia, Babesiosis, and Rocky Mountain Spotted Fever



image from www.cdc.gov

DID YOU KNOW?

Many major cell carriers and some USMC installations offer satellite phone rentals. When hiking or boating, cell phone service is usually difficult to come by – having a satellite phone could save your life!

FY19 FATALITIES

as of 16 May 2019

Aviation
8

Ground On-Duty
4

Car
9

Motorcycle
5

Other
8

TOTAL
34

Numbers in fatality categories are subject to change based on final disposition of investigation.

STAYING ON COURSE WHEN YOU GO OFF ROAD



OFF-HIGHWAY SPORTS

Riding Off-Highway Motorcycles, All-Terrain Vehicles (ATVs) or mountain bikes can be an enjoyable form of outdoor recreation when done properly.

Photo by Cpl. Medina Ayala-Lo

Riding Checklist:

- 1 Always do a pre-ride inspection of your vehicle or equipment.
- 2 Always wear a DOT-compliant helmet, goggles, long sleeves, long pants, over-the-ankle boots, and gloves.
- 3 Always ride within your skill level.
- 4 Never ride under the influence of alcohol or drugs.
- 5 Supervise riders younger than 16, and never let them ride something too tall or powerful for their capabilities.
- 6 Don't ride alone on remote trails. Use the buddy system.
- 7 Ride only on designated trails and at a safe speed and watch for blind corners.

ELECTRIC SCOOTERS

Electric scooters are a fun and efficient new way to explore any city. While a new mode of transportation can raise safety concerns, electric scooters are as safe as any other ride; you just have to have proper safety equipment coupled with some sense on how to safely ride the scooter on streets. The best and safest way to enjoy the new activity is to:

- ★ Wear a helmet – Companies like Bird will send you one for free! (Just pay shipping)
- ★ Be aware of your surroundings and don't wear head phones
- ★ Drive slowly and maintain balance
- ★ Be cautious of pedestrians– try to avoid busy sidewalks
- ★ Don't leave the scooters in a place where others might trip on them
- ★ Practice using the scooter by testing the controls in a safe place before taking it on the road



CONCUSSIONS

Concussions can occur from a number of summer time activities. From skateboarding, to cycling to a friendly game of basketball – any of these popular activities can quickly go from a good time to time spent in the hospital.

The Center for Disease Control (CDC) offers a multitude of resources for concussions awareness, prevention, and treatment through their HEADS UP campaign. Be sure to visit their website at <https://www.cdc.gov/headsup/> to learn more about brain injury basics, helmet safety, concussions laws, and much more!



Marine & Family Programs Update



Photo by Christian Erfurt on Unsplash

Suns out, guns out – and most Marines are looking forward to summer outdoor activities, like BBQs, beach parties, fireworks, concerts, and boating. The average American has as many as three events per week during the summer, kids are out of school, everyone is sleeping less, and throughout the Corps, Marines are PCSing and transitioning. Moving and changing jobs, while a regular part of military life, **are two of the most stressful life events.**

With so much going on, it's no surprise 33 percent of Americans say summer seriously stresses them out. Summer can bring overwhelming periods of change to your social network, surroundings, and sentiments. It's important to remember many Marines face these same challenges each year, and ***you are not alone.***

Being self-aware of the stressors that influence you can help you stay a step ahead in mitigating any risks you may encounter. Remember the skills you have learned in UMAPIT and OSCAR. These skills help you stay physically and mentally safe.

To maximize your summer, take advantage of your installation's resources, like Single Marine Program events and your MCCS travel center for information about local and out-of-town options. Travel and leisure activities can provide a welcome respite from even the toughest stressors.



If you or someone you know becomes overwhelmed, lonely, or otherwise in crisis, please contact the DSTRESS Line, Veterans Crisis Line, Military One Source, or 911. All three are available **24 hours a day, seven days a week.**

In addition, remember that your installation Community Counseling Program (CCP) can provide counseling and other services to help you and your family deal with stress.

As Many As
3 EVENTS
PER
WEEK

33%
SAY SUMMER
STRESSES
THEM OUT!

HELP
IS AVAILABLE
24/7



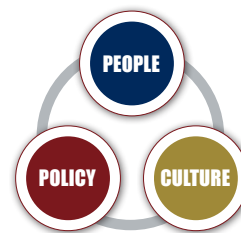
Author: Maj. Jack Norton, TMOD

PSO Name Change to Talent Management Oversight Directorate, New Mission Set

In order to better reflect the new mission of the office, and the Marine Corps' vision for talent management heading into the future, the Personnel Studies & Oversight office **has been renamed the Talent Management Oversight Directorate (TMOD)**.

Supporting the Assistant Commandant of the Marine Corps (ACMC) in his role as the talent management officer of the service, the TMOD will provide insight to inform strategic guidance, recommend changes to policy and programs, and oversee implementation in order to optimize the Marine Corps' ability to attract, develop, employ, and retain the talent necessary to achieve the service's strategic objectives.

Institutional talent management consists of three key facets: People, Policy, and Culture — all of which are interconnected. With that in mind, prioritizing talent management is a primary aim of the TMOD's work. The office is tasked with developing a talent management strategy and vision for the service over the next several years.



The TMOD also serves as the Secretariat for the ACMC-led Talent Management Executive Council (TMEC)— the Marine Corps' executive level talent management forum.

Within the talent management space, the utilization of human capital is a major focus. Ensuring service members and employees are in the right place, at the right time, for the right reason, is a cornerstone of talent management best practices. Ultimately, the outcome should produce an end result that is beneficial to both the individual and the institution as a whole.

Additionally, keeping in mind that diversity is a key strength in the workplace today, the TMOD will continue its work advising on personnel and institutional cultural matters that affect the Corps today.

The office also engages on a regular basis with other government entities, as well as private industry, to share information and garner best practices for developing models of successful talent management strategies.

It's important to note that the TMOD is not intended to duplicate the efforts of any established offices already doing outstanding work, such as Manpower and Reserve Affairs, Sexual Assault Prevention and Response (SAPR), suicide prevention entities, etc. Rather, the office's mission is designed to ensure that all entities work to create a holistic plan to form an organization that is re-invigorated for operational excellence.

As the office expands, it will continue to serve as a catalyst for ensuring that the Corps enhances and furthers its ability to invest in the most talented and diversely-skilled workforce it can and to fight and win on the battlefield.

- TMOD
- Support the ACMC
- Develop a talent management strategy
- Serve as Secretariat for the TMEC
- Right place
Right time
Right reason
- Personnel and culture matters
- Holistic plan for operational excellence

For questions related to the office, or to submit comments on workplace culture and talent management to the TMOD, call 703-784-1436, or email: BePartOfTheSolution@usmc.mil.